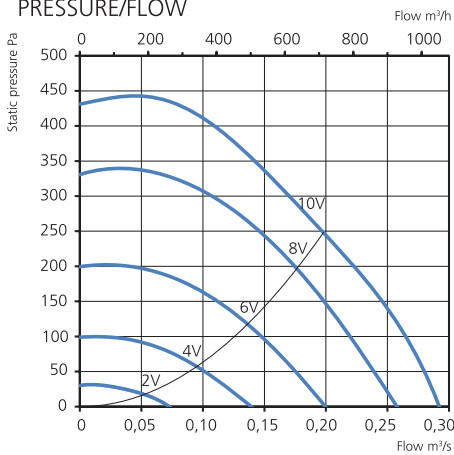


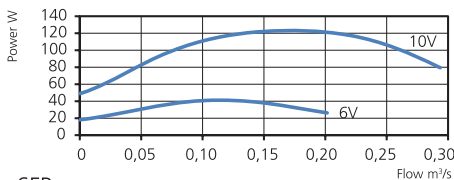


- Duct fan with circular connections.
- Proven performance and reliability.
- Compact with high capacity and efficiency.
- Low sound levels.
- Impeller with backward curved blades.
- The external rotor motor has maintenance-free sealed ball-bearings and is very energy efficient.
- Speed controlling can be done with the built-in potentiometer, 0-10 V alt. external control.
- Integrated motor protection.
- Junction box has enclosure class IP 54.
- Fan housing is manufactured from galvanized sheet steel.
- The fan is intended to be installed in a duct system.
- A duct connected fan can be installed outside or in damp environments.
- Easy installation in any position

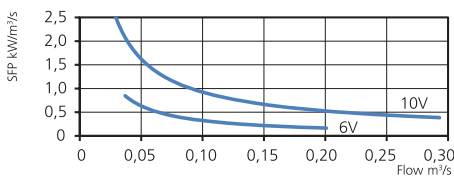
PRESSURE/FLOW



POWER/FLOW



SFP



TECHNICAL DATA

Voltage	230 V
Frequency	50/60 Hz
Phase	1 ~
Current	1.04 A
Power	123 W
Speed	2830 r.p.m.
Max. temp of transported air	60 °C
Sound pressure level, 3 m	45 dB(A)
Weight	3,4 kg
Enclosure class	44 IP
Wiring diagram	4040153

ACCESSORIES

- Mounting bracket Kit MB
- Mounting clamp MK 250
- Safety grille BSV 250
- Back draught shutter RSK 250
- Louvre shutter VK 250
- Controller IQ-Reg EC
- Speed controller MS EC
- Pressure regulator CALAIR-PR-230V
- Pressure regulator FKP-R

SOUND DATA

	L _{WA} tot dB (A)	63	125	250	500	1K	2K	4K	8K
Surrounding 10 V	52	25	27	37	49	43	43	42	29
Outlet 10 V	76	56	58	64	67	71	71	65	55
Inlet 10 V	74	54	57	63	67	70	68	65	58
Inlet 8 V	72	52	55	60	65	67	65	62	54
Inlet 6 V	65	48	49	56	56	61	58	53	45
Inlet 4 V	56	40	41	49	48	52	48	40	31
Inlet 2 V	40	31	33	35	33	30	25	16	10

MORE INFORMATION



Find out the latest updated information about this product by visiting www.ostberg.com or scanning this QR code.

DIMENSIONS (mm)

