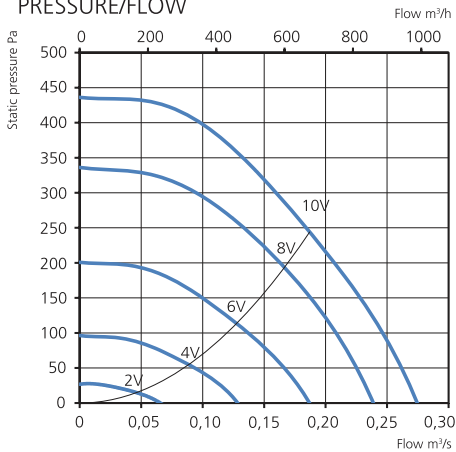


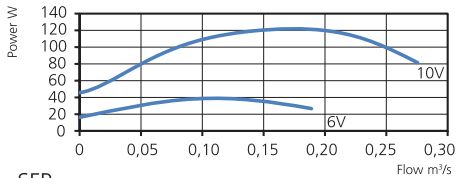


- Duct fan with circular connections.
- Proven performance and reliability.
- Compact with high capacity and efficiency.
- Low sound levels.
- Impeller with backward curved blades.
- The external rotor motor has maintenance-free sealed ball-bearings and is very energy efficient.
- Speed controlling can be done with the built-in potentiometer, 0-10 V alt. external control.
- Integrated motor protection.
- Junction box has enclosure class IP 54.
- Fan housing is manufactured from galvanized sheet steel.
- The fan is intended to be installed in a duct system.
- A duct connected fan can be installed outside or in damp environments.
- Easy installation in any position

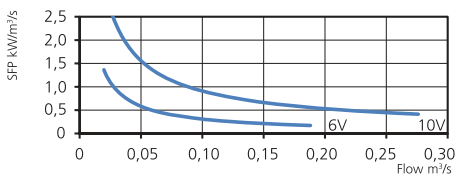
PRESSURE/FLOW



POWER/FLOW



SFP



TECHNICAL DATA

Voltage	230 V
Frequency	50/60 Hz
Phase	1 ~
Current	1.00 A
Power	122 W
Speed	2890 r.p.m.
Max. temp of transported air	60 °C
Sound pressure level, 3 m	45 dB(A)
Weight	3.4 kg
Enclosure class	44 IP
Wiring diagram	4040153

SOUND DATA

	L _{WA} tot dB (A)	63	125	250	500	1K	2K	4K	8K
Surrounding 10 V	52	28	30	44	47	43	44	43	31
Outlet 10 V	75	61	65	67	69	66	70	65	56
Inlet 10 V	75	56	63	68	70	66	67	63	56
Inlet 8 V	73	55	60	65	69	64	64	61	52
Inlet 6 V	66	49	55	60	62	57	57	52	42
Inlet 4 V	58	41	49	53	53	47	46	37	26
Inlet 2 V	43	30	38	39	38	27	23	16	8

ACCESSORIES

- Mounting bracket Kit MB
- Mounting clamp MK 200
- Safety grille BSV 200
- Back draught shutter RSK 200
- Louvre shutter VK 200
- Controller IQ-Reg EC
- Speed controller MS EC
- Pressure regulator CALAIR-PR-230V
- Pressure regulator FKP-R

MORE INFORMATION



Find out the latest updated information about this product by visiting www.ostberg.com or scanning this QR code.

DIMENSIONS (mm)

