

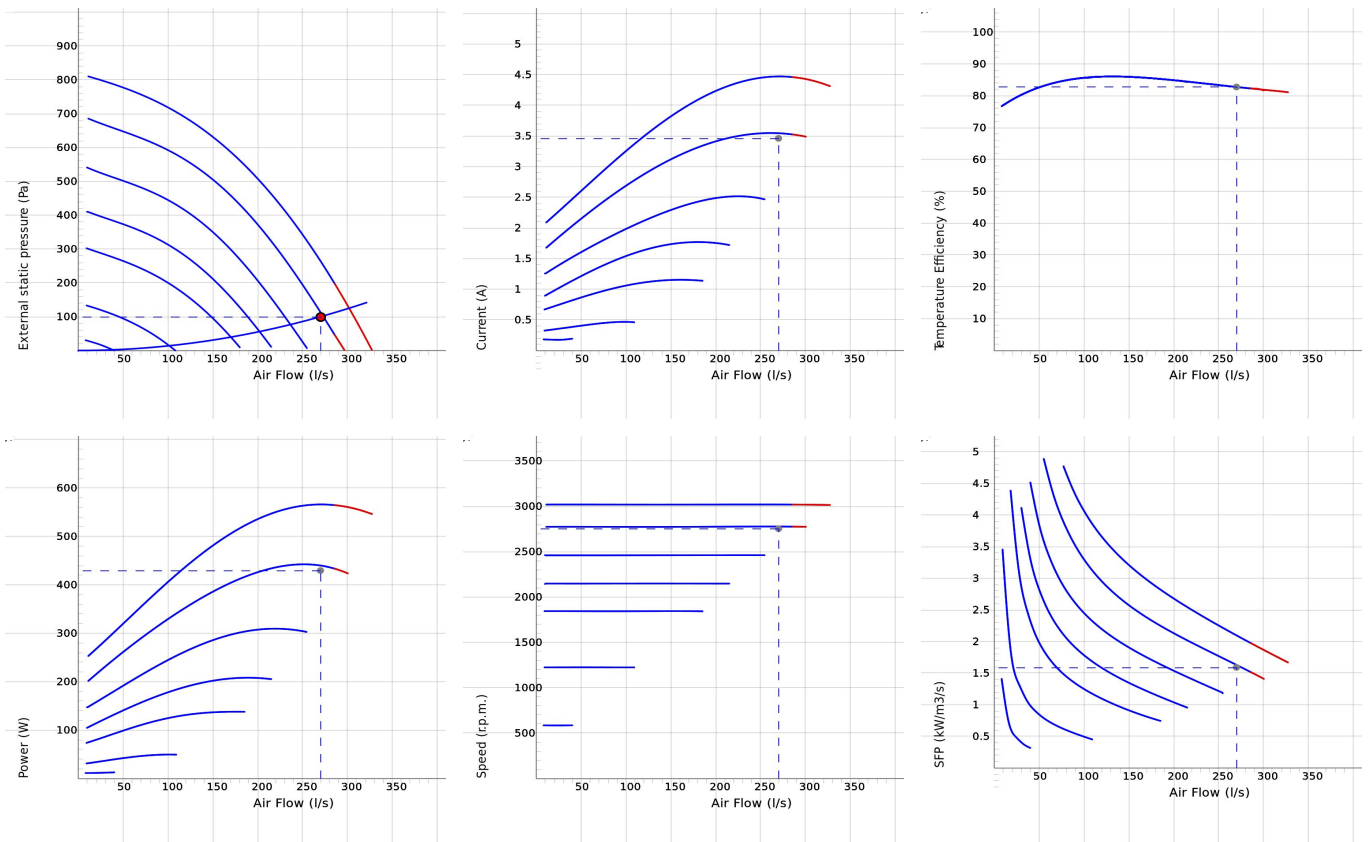
HERU 300 T EC



- Floor model with top connection.
- Designed for supply and exhaust air ventilation with energy recovery.
- Suitable for installation in apartments, small houses, offices and other premises where there are stringent requirements on the indoor environment.
- High temperature efficiency, low energy consumption (SFP), low sound level, high operating reliability and provides clean indoor air.
- Unique design minimizes all thermal bridges.
- Easy to handle with wireless IQ CONTROL with 4,3" touch display for operation and monitoring.
- Integrated Modbus communication. No accessories needed.
- App controlled via cloud service.
- Easy installation wizard.
- Scheduled operation.
- Supports use of presence sensors.
- Airflow is generated by two silent radial fans with EC motors and impellers with backward curved blades.
- The fans are connected using quick connectors and are very easy to remove for cleaning.
- A regenerative, non hygroscopic, aluminum rotating heat exchanger located in the center of the unit. The heat exchanger can easily be removed for cleaning.
- Delivered with bag filter ISO ePM1 50% as standard, for both exhaust and supply air. The filters are very easy to change.
- Integrated controls for heating/cooling. Increases thermal comfort by heat recovery or night cooling.
- Integrated electric heater.
- The interior of the unit is constructed of galvanized steel sheet. The exterior is made of powder coated galvanized steel sheet and Aluzinc, and meets C4 requirements.
- 50 mm insulation in sides, top, bottom and door.
- 30 mm insulation in the back of the unit.
- For placement in warm areas, such as laundry, storage or utility rooms.
- Available in either right-hand or left-hand design.
- HERU 200T and HERU 300T comes with cable for fixed installation.
- Integrated silencer on the supply air and extract air side.

NOTE! The warranty of HERU is only valid if accessories/equipment (e.g. filters) from H. Östberg AB are used.

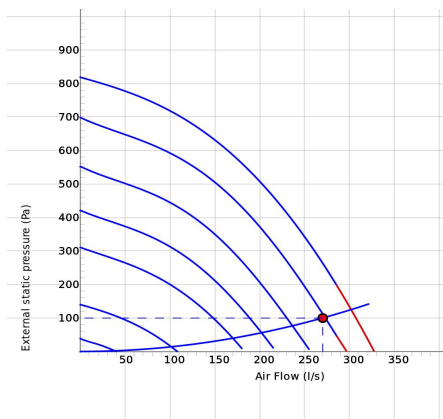
DIAGRAMS



Work Point

Air Flow (l/s)	External static pressure (Pa)	Power (W)	Speed (r.p.m.)	Current (A)	Efficiency (%)	SFP (kW/m ³ /s)	Voltage (V)
270	100	429	2753	3.46	82.8	1.59	8.93

SOUND DATA



	Tot	63	125	250	500	1k	2k	4k	8k
Supply Lw dB(A)	71	57	58	59	68	58	63	58	53
Extract Lw dB(A)	58	49	49	51	51	48	49	43	29
Surrounding Lw dB(A)	50	48	41	39	43	37	35	33	29
Surrounding Lp dB (A) 3m	43								

Work Point

Air Flow (l/s) 270	External static pressure (Pa) 100	Power (W) 429	Speed (r.p.m.) 2753	Current (A) 3.46	Efficiency (%) 82.8	SFP (kW/m3/s) 1.59	Voltage (V) 8.93
-----------------------	--------------------------------------	------------------	------------------------	---------------------	------------------------	-----------------------	---------------------

TECHNICAL DATA

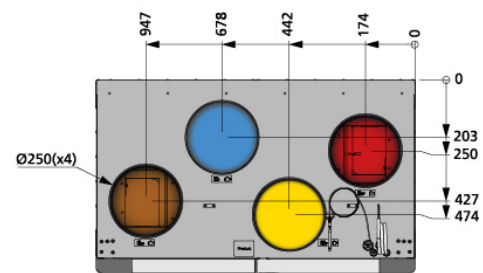
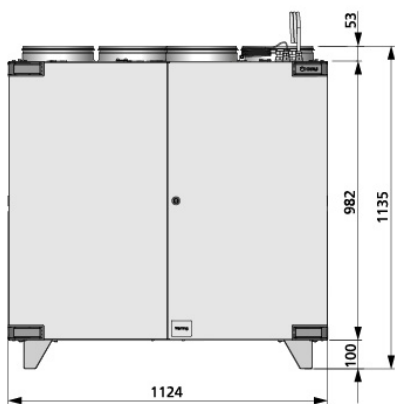
Parameter	HERU 300 T EC -y1 RE 8010788		HERU 300 T EC -y1 LE 8010789	
	Value	Unit	Value	Unit
Voltage	230	V	230	V
Phase	1-2	~	1-2	~
Frequency	50	Hz	50	Hz
Power	2880	W	2880	W
Power, fans	563	W	563	W
Power, heater	2300	W	2300	W
Current	14.6	A	14.6	A
Current, fans	4.5	A	4.5	A
Current, heater	10.0	A	10.0	A
Speed	3020	r.p.m.	3020	r.p.m.
Sound pressure level at 3 m	41	dB(A)	41	dB(A)
Weight	140	kg	140	kg
Enclosure class	41	IP	41	IP
Duct connection	250	mm	250	mm
Max. flow	328	l/s	328	l/s
Max. pressure	824	Pa	824	Pa
Voltage range	220-240	V	220-240	V

ECODESIGN

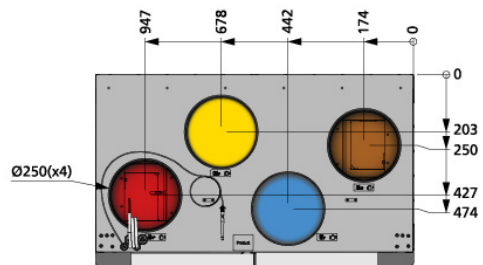
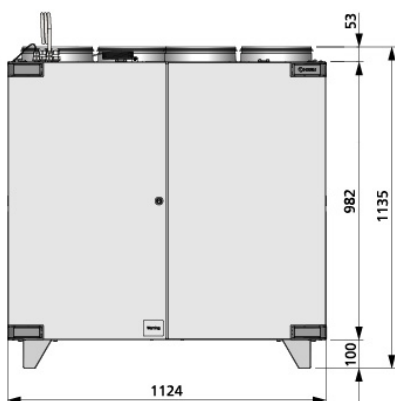
Parameter	Value	Unit
(a) Manufacturer	Östberg	-
(b) Model code	HERU 300 T EC	-
(c) SEC value	-41.6	kWh/m ²
SEC class	A	-
(d) Declared type	RVU / BVU	-
(e) Type of drive	Variable speed drive	-
(f) Type of heat recovery	Regenerative	-
(g) Thermal efficiency	85	%
(h) Max. flow rate (@100Pa)	999	m ³ /h
(i) Power at max. flow rate	452	W
(j) Sound power level	41	dB LwA
(k) Reference flow rate	0.194	m ³ /s
(l) Reference pressure difference	50	Pa
(m) SPI	0.29	W/(m ³ /h)
(n) Type of control/ctrl factor	Local demand control/0.65	-
(o) External (and internal) leakage rate	0.92 (3.51)	%
(p) Mixing rate	N/A	-
(q) Visual filter warning	In remote control	-
(r) Instruction supply/exhaust grilles	See manual	-
(s) Disassembly instructions	fsp.ostberg.com	-
(t) Airflow sensitivity	N/A	-
(u) Air tightness	N/A	m/s
(v) AEC	200	kWh
(w) AHS average	4618	kWh
AHS warmer	2088	kWh
AHS colder	9034	kWh

DIMENSIONS

RIGHT-HAND DESIGN



LEFT-HAND DESIGN



ENGLISH

- Supply air
- Extract air
- Exhaust air
- Fresh air

SVENSKA

- Tilluft
- Frånluft
- Avluft
- Utluft

DEUTSCH

- Zuluft
- Abluft
- Fortluft
- Frischluft

SUOMI

- Tuloilma
- Poistoilma
- Jäteilma
- Ulkoilma

ITALIANO

- Aria di immissione
- Aria di estrazione
- Sfiato
- Aria esterna

POLSKI

- Powietrze nawiew
- Powietrze wywiew
- Powietrze usuwane
- Powietrze z zewnątrz

ACCESSORIES

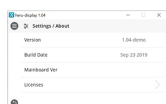
Electrical accessories



IQC Touch display



Active dock holder
IQC



Firmware HERU IQC



Extension cable,
antenna IQC



HERU IQ App



Heater Kit Water,
HERU 200/300 T
NextGen



Room sensor



Humidity/temperature
sensor



Carbon dioxide
sensor CO2



Duct sensor



Freeze protection
sensor



Damper motor

Mechanical accessories



Filter Kit HERU
200/300 T NextGen



Novibra Mat



Silencer LDC 250