

OIL MIST FILTERS

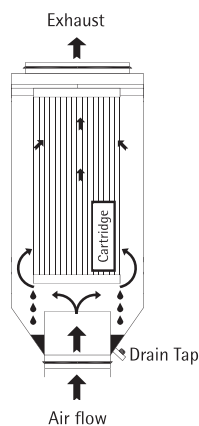


GFO 315 Filter

The Geovent GFO 315 filter is used for filtration of oil mists from CNC lathes, cutting and drilling machinery etc., and has a capacity of up to 1.000 m³/h and up to 99% separation degree.

The filter is easy to install and service, and is equipped with a drain tap for recycling of collected oil.

The filter cartridge consist of a polyester filter membrane, which tolerates both oil and water-based mists and smoke.

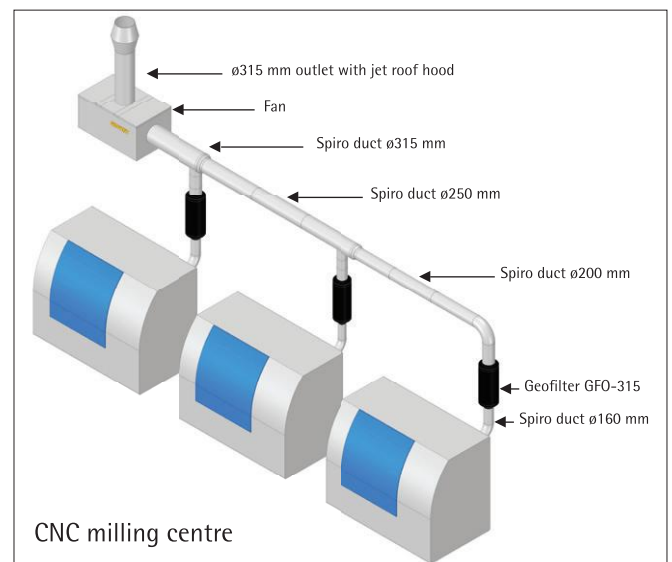


GEOVENT oil mist filters are available in different versions to suit different needs.

The smaller Geofilter Oil covers cutting machines up to 600 m³/h.

GFO XT has a capacity of up to 10.000 m³/h per unit.

The filters can be connected in parallel for filtration of larger air flows.



FILTERS



Customized oil filter solution

In cooperation with the customer and the installer, Geovent designed a solution for filtration of oil mist from a melting process. The oil mist also contains particles of soot, which complicates the filtration. The solution is based on standard products and takes place in 3 steps for optimized separation and long service life.



Motorized height adjustable hood (customized solution), mounted on standard extension arm.

DUST FILTERS



GEOVENT filters are used in a number of different processes, such as filtering welding smoke and various kinds of dust. Our filters meet the increasingly strict requirements and ensure a healthy working environment.

With our series of compressed air cleaning cartridge filters, we can handle most filtering tasks - including ATEX.

With an effective filtration of the extracted air, heat recovery is possible.

By recovering heat from the extracted air, the energy use is minimized, and therefore contributes to a reduction in CO₂ consumption.



Customized solution with GFB filter, fan and frequency inverter - all mounted on the same frame.

FILTERS



GFB2 filter customized design with insulation and painted gray.

GeoFilter Oil – oil mist filtration



Art. No.	Description
15-020	GeoFilter Oil 100 400x400 – up to 95% filtration. Max. airflow: 400 m ³ /h. Initial pressure drop: 100 Pa v. 400 m ³ /h.
15-220	GeoFilter Oil 160 400x600 – up to 95% filtration. Max. airflow: 600 m ³ /h. Initial pressure drop: 150 Pa v. 600 m ³ /h.
15-030	Aluminium filter mat 400x400
15-031	Aluminium filter mat 400x600

GFO 315 – 99% oil mist filtration



GFO SMALL



Art. No.	Description
15-319	GeoFilter GFO-315 SMALL
15-334	Filter cartridge for GFO-315 SMALL
15-320	GFO-315 - up to 99% oil mist filtration. Max airflow: 800 m ³ /h. Inlet = ø200 mm, outlet = ø315 mm
15-335	Filter cartridge for GFO-315 filter
15-338	Filterwrap for 15-335. Acts as prefilter for the filter cartridge, so it is charged less. An efficient and cheap solution, recommended for heavy load processes.
15-321	GFO-315- EXT - up to 99% oil mist filtration. Max airflow: 1.000 m ³ /h. Inlet = ø200 mm, outlet = ø315 mm Extended filter, for increased filter load
15-336	Filter cartridge for GFO-315 EXT and GFO XT filter, extended cartridge
15-339	Filterwrap for 15-336. Acts as prefilter for the filter cartridge, so it is charged less. An efficient and cheap solution, recommended for heavy load processes.

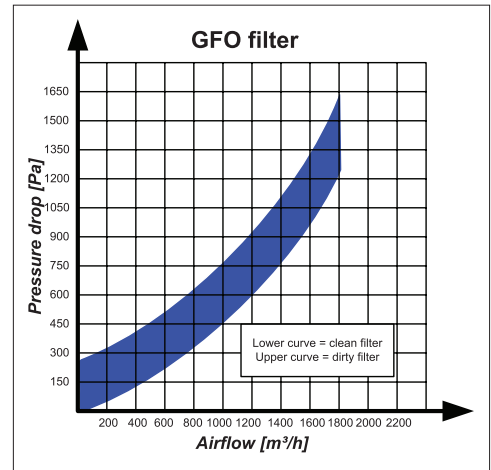
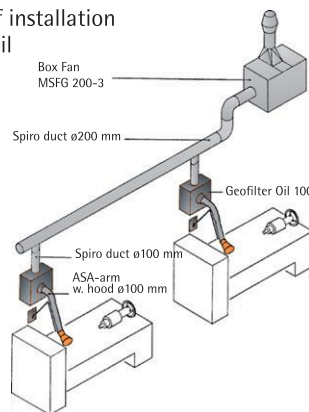
GFO XT – for oil mist filtration at several work stations



GFO XT – up to 99% oil mist filtration. The filter is used as zone filter for large processing centers, for example, or as central filter for several lathers/cutters etc. The filter is equipped with polypropylene filter cartridges. Recommended end pressure drop = 1200Pa. Reservoir with drain tap and sight glass for oil level control. Normal load should be less than max. load.

Art. No.	Description	Filter area	Max. m ³ /h
15-353	GFO XT-3	14,7 m ²	2.400
15-354	GFO XT-6	29,4 m ²	4.800
15-355	GFO XT-9	44,1 m ²	7.200
15-356	GFO XT-12	58,8 m ²	9.600

Example of installation GeoFilter Oil



GEOFILTER GFO 500

Geofilter GFO 500 is an industrial filter suitable for high load oil mist filtration. It is designed for a wide range of applications in CNC machine centres, lathes and other machines which generate oil mist in connection with oil or water cooling.

Main characteristics:

Filtration efficiency: 99,9% filtration at 0,3 microns for oil mist.
 AirFlow: 4.000 m³/h to 12.600 m³/h.
 Peak load: Up to 20.000 m³/h.
 Filter cartridges: 40 m² to 120 m² polypropylene filter cartridge.

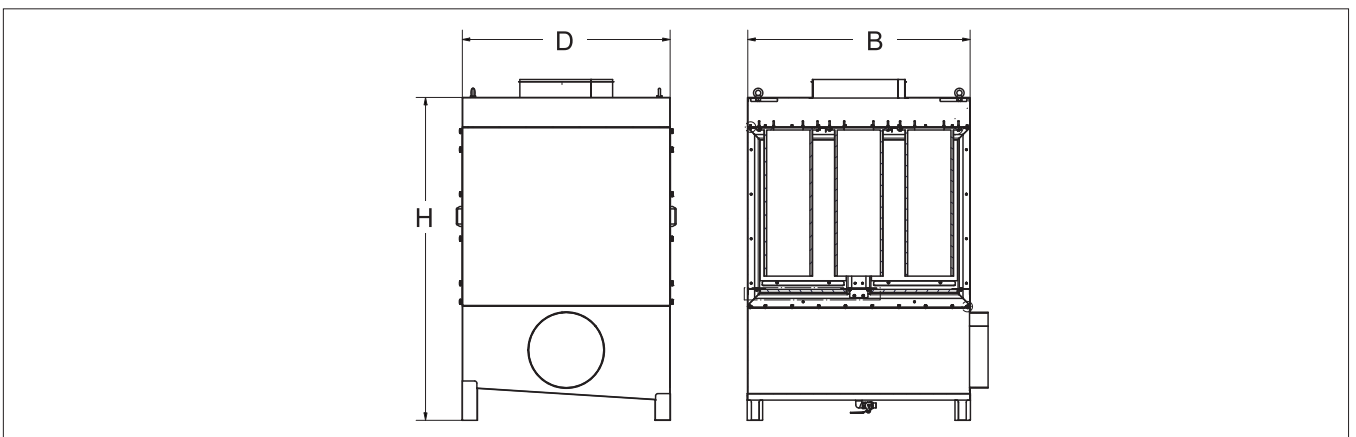
Three filtration stages: Drip and separation filter, Main filter cartridges, HEPA filter (optional)



Geofilter GFO 500




Art. No.	Description	Filter area	Max m ³ /h
15-370	GFO 500 3	4.200	40
15-371	GFO 500 6	8.400	80
15-372	GFO 500 9	12.600	120
15-373	GFO 500 3H Hepa	4.200	40
15-374	GFO 500 6H Hepa	8.400	80
15-375	GFO 500 9H Hepa	12.600	120



Model/Dimension [mm]	H	D	B	Inlet	Outlet
GFO 500 3	2250	1400	890	350	400
GFO 500 6	2250	1400	1093	400	500
GFO 500 9	2250	1400	1500	500	630
GFO 500 3H Hepa	2750	1400	890	350	400
GFO 500 6H Hepa	2750	1400	1093	400	500
GFO 500 9H Hepa	2750	1400	1500	500	630

GeoFilter GF4



The GF4 filter is designed for smaller concentrations of dust. Filtration up to 99%, dep. on filter type. Max. airflow: 4.000 m³/h.

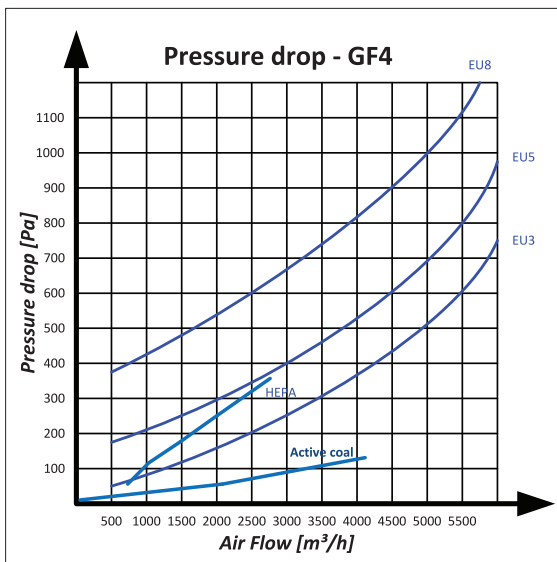
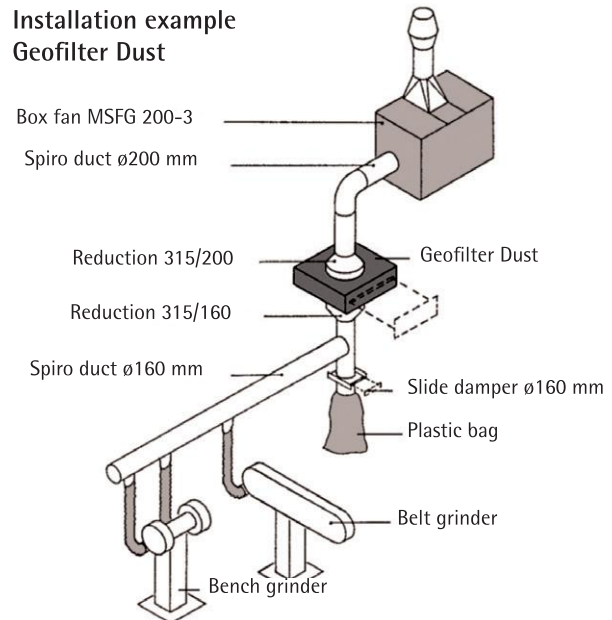
Art. No.	Description
15-504	GeoFilter GF4-1 G4 86% filtration at 0,3 µm – ø400 mm
15-503	GeoFilter GF4-2 M5 95% filtration at 0,3 µm – ø400 mm
15-502	GeoFilter GF4-3 F9 >99% filtration at 0,3 µm – ø400 mm

15-506	GeoFilter GF4 Hepa H13 NB: Outlet at the top
--------	---

15-516	Filter G35 1/1 G4 595x595x330 – 86% filtration*
15-517	Filter G50 1/1 M5 595x595x650 – 95% filtration*
15-518	Filter G95 1/1 F9 595x595x650 – >99% filtration*
15-519	Active coal filter f/GF4 F9 filter added active coal
15-520	HEPA-filter H13 f/GF4

*According to DIN24185

Installation example GeoFilter Dust



GeoFilter Dust



15-322 GeoFilter GF 315

Art. No.	Description
15-051	GeoFilter Dust with 500 x 500 mm G4 previous EU4 surface filter (85% filtration at 0,3µm). Start pressure drop 55 Pa v. 1.500 m ³ /h. Max. airflow: 1.500 m ³ /h. Connection ø315 mm NP
15-035	Replacement filter EU5 (95% filtration v. 0,3µm) 500x500 mm for GeoFilter Dust
15-036	Replacement filter G4 previous EU4 (80% filtration v. 0,3µm) 500x500 mm for GeoFilter Dust
56-074	Reduction MF315/NP160 mm for GeoFilter Dust
56-075	Reduction MF315/NP200 mm for GeoFilter Dust
15-322	GeoFilter GF 315. Cartridge filter for smoke/dust. 18m ² - without cleaning system. Inlet/outlet = ø200 mm. H: 800 mm - ø400 mm. Air Flow: 800 - 1.500 m ³ /h. With snap flanges for easy service access. Incl. filter cartridge.
15-340	Filter cartridge for GF 315 F9
15-341	Filter cartridge for GF 315 H14

Dustbox CFU-1000



Dustbox with fan and manual compressed air cleaning.



Filter cartridge for CFU-1000

The Dustbox CFU-1000 is a compact filter unit, well suited for extraction of particles from grinding processes and more. 10 m² polyester filter cartridge, filtration efficiency 99,9% at 0,3µm. H: 880 mm, W: 500 mm, D: 500 mm. Inlet/outlet: 160 mm NP

- Max. airflow: 1.500 m³/h, recommended 1.000 m³/h.
- Well suited for grinding dust, welding smoke and more.
- Recommended end pressure drop before cartridge replacement: Max 1.800 Pa
- The ideal filter for smaller filtration needs with high demands for filtration efficiency.

Art. No.	Description
15-100	Dustbox CFU-1000, ex. fan
15-111	Complete Dustbox CFU-1000 with fan, Circuit breaker and automatic compressed air cleaner

15-101	Fan for Dustbox CFU-1000 with enclosed B-impeller, 1,1kW, 3x400V, 50Hz, 2800 rpm
15-102	Soundproofing for Dustbox CFU-1000
15-103	Automatic control for Dustbox CFU-1000 (motor guard, pressure guard and more)
15-104	Manual compressed air cleaning, CFU-1000
15-105	Automatic compressed air cleaning, CFU-1000
15-108	Filter cartridge for CFU-1000

Geovent filter media use

Application \ Art. No.	15-335	15-480 FL	15-108 Dustbox	15-482FL	03-260 HVU	03-259 HVU	03-260 HVU-it	15-480AFL	15-481FL	15-483FL
Oil Mist	X									
Dry welding smoke									X	
Oil saturated welding smoke									P*	
Foundry									X	
Zink					X	X	X			X
Powder Coating		X						X		
Plasma/laser cutting				P*						
Sand blasting / Sand		X								
Sand blasting / Glas								F*		
Sand blasting / enamel, steel, aluminium					X	X	X			
Grinding			X		X	X	X		X	
Unspecified dust without smoke		X								
Milk powder										X
Spice										A*
Tobacco										A*
Paper								X		
Chalk									X	
Cement									X	
Wood dust								A*		

*Notes: P = Pre-coat F = Moisture resistant A = ATEX approved

GEOFILTER GFC

Geovent GFC is a filter unit for cleaning return air, intake air or circulated air to remove toxic gases, odours, aerosols, VOCs etc. from industrial production processes.

The air passes through the activated carbon pellets, which are housed in a robust filter basket. This cleans the air of the unwanted substances.

The cylindrical shape of the carbon pellets and their high porosity make these carbon pellets effective for the purpose. At the same time, minimal pressure loss is ensured during purification. The properties of the activated carbon determines which substances are purified. For example, the pellets can be impregnated to eliminate harmful substances such as mercury.

Geovent GFC is an economical and effective solution when concentrations of harmful substances are not excessive. At the same time less energy is used for filtration.

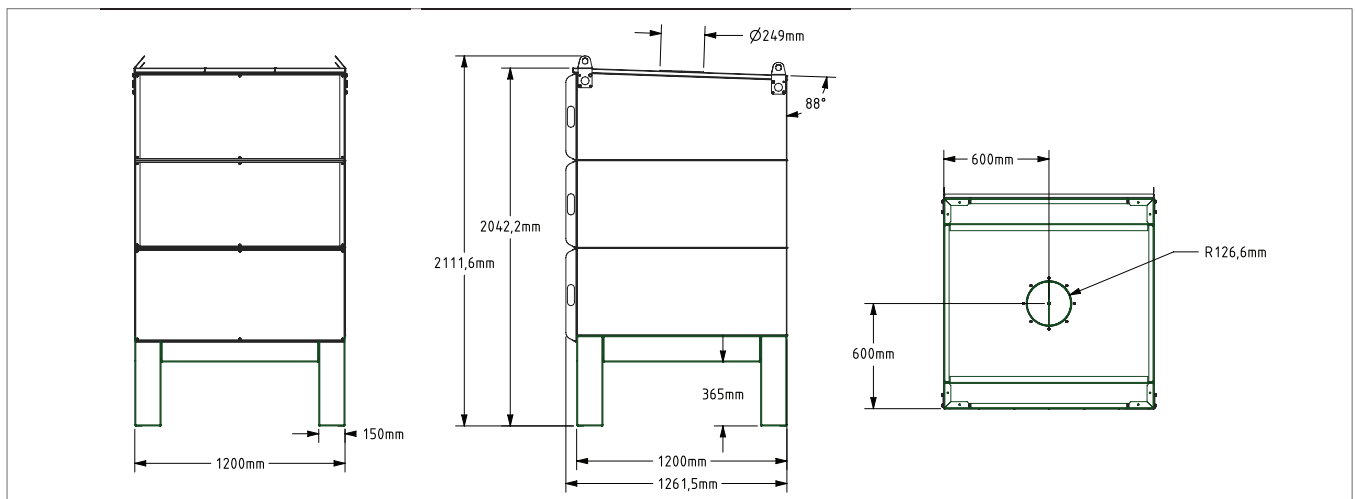


Geofilter GFC



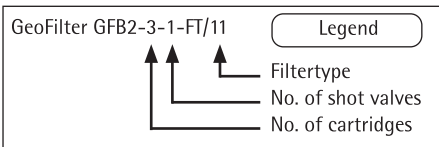
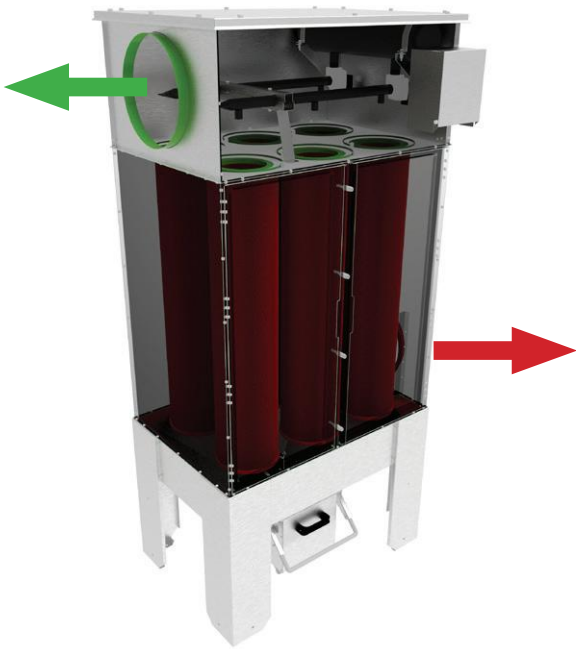
Art. No. Description

15-580	GeoFilter GFC-75
15-581	GeoFilter GFC-150
15-582	GeoFilter GFC-225
15-583	GeoFilter GFC-300



Model/Dimension	Height	Width	Depth
GeoFilter GFC-75	1612	900	962
GeoFilter GFC-150	2112	900	962
GeoFilter GFC-225	2112	1050	1112
GeoFilter GFC-300	2112	1200	1262

We recommend a minimum of 500 mm clearance above the filter. * There is only one outlet.



FILTER CARTRIDGES

GeoFilter GFB2 comes with filter cartridges of pleated textiles, with or without coating. (minimum filtering of 99,90% according to IFA-test (DIN EN 60335-2-69))

FILTER CLEANING

The cleaing of the filter is automatically carried out with a shot of compressed air through the cartridges. This will cause the particles caught in the textile to fall in to the collection bucket below for disposal.

FILTER REPLACEMENT

Open the front doors, loosen the cartridges and twist them out from the bayonet mount.

INSTALLATION

Generally the filter should be placed indoors to avoid condensation. However, if needed, the filter can be placed outside (under roof) on account of the fully galvanized housing. The filter requires a power supply of 230V AC and 3 - 6 bar clean and dry compressed air. The filter should not be used with a differential pressure higher than 3000 Pa.

FILTER AUTOMATICS

The GFB2 filter comes with a user friendly filter control panel with digital display. Adjust the shot length (0-9 sek.), shot interval (1-999 sec.) and after-run cycle (1-9 cycle). Connects to 230 V AC 50 Hz. For differential pressure control use 92-214B.

GeoFilter GFB2 - 99,9% filtration at 0,3µm



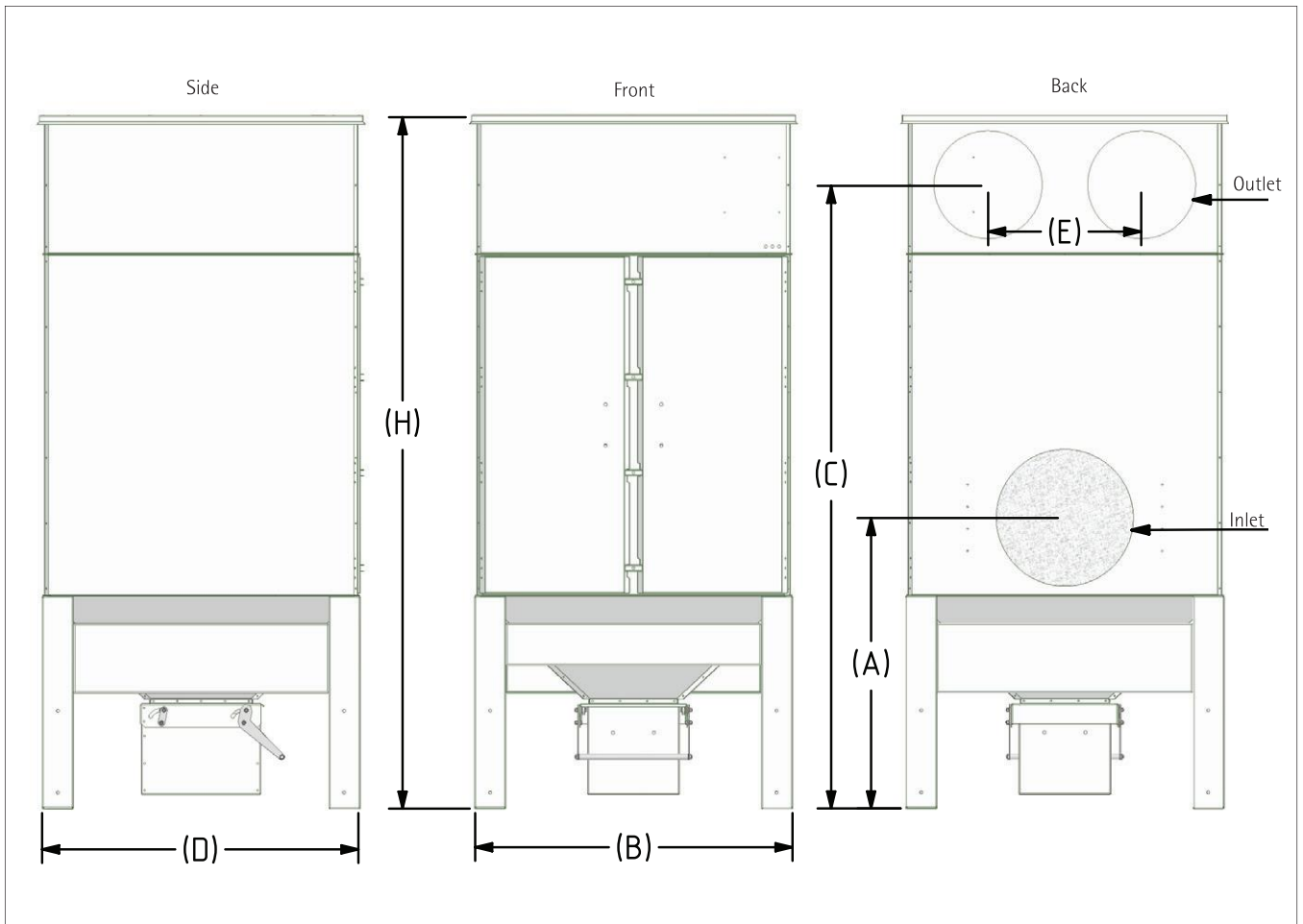
Art. No.	Description	Filter area	Max m ³ /h
15-460	GeoFilter GFB2-3-1 with timer (grinding dust/no smoke or oil mist)	30 m ²	1800
15-461	GeoFilter GFB2-6-2 with timer (grinding dust/no smoke or oil mist)	60 m ²	3600
15-462	GeoFilter GFB2-9-3 with timer (grinding dust/no smoke or oil mist)	90 m ²	5400
15-463	GeoFilter GFB2-12-4 with timer (grinding dust/no smoke or oil mist)	120 m ²	7200

All GFB2-filters are by default fitted with cartridges FT/11. Other cartridge types available, se below. Supplied as standard with timer control, alternatively pressure control can be offered - ask us!

Art. No.	Description	Filter area	Max m ³ /h
15-460W	GeoFilter GFB2, 3-1 with timer (welding smoke)	30 m ²	1800
15-461W	GeoFilter GFB2, 6-2 with timer (welding smoke)	60 m ²	3600
15-462W	GeoFilter GFB2, 9-3 with timer (welding smoke)	90 m ²	5400
15-463W	GeoFilter GFB2, 12-4 with timer (welding smoke)	120 m ²	7200

All GFB2-filters are by default fitted with cartridges FT/13. Other cartridge types available, se below. Supplied as standard with timer control, alternatively pressure control can be offered - ask us!

Data for GeoFilter GFB2



Model/Dimension [mm]	A	B	C	D	E	H	Inlet	Outlet	Weight	Cabinet
GFB2-3-1	775	935	1830	335	-	2035	ø250mm	1xø250mm	90 kg	Hot galv.
GFB2-6-2	810	935	1830	635	-	2035	ø315mm	1xø315mm	135 kg	Hot galv.
GFB2-9-3	855	935	1830	935	450	2035	ø400mm	2xø315mm	180 kg	Hot galv.
GFB2-12-4	900	1230	1830	935	373	2035	ø500mm	3xø315mm	225 kg	Hot galv.

We recommend 500 mm open space on top of the filter for maintenance.
The inlets and outlets can be placed differently. Please see the data sheet or contact us.

Pressurized air	Air consumption	Power supply	Temperature	Pressure drop	Noise emission	Pipe class
3 - 6 bar* clean and dry air	3,0 liter/min per valve	24V DC or 230V AC	-12°C - +65°C	1000-1500 Pa	<68 dB(A)	Class C

*Depending on the processes

GFB2 W3

GeoFilter GFB2 W3 is a complete and self-cleaning filter unit. It is tested at Institut für Arbeitsschutz der Deutschen Gesetzlichen Unfallversicherung (IFA) in Germany. This filter unit has extra security measures built-in compared with our standard GFB2 filter units:

- The filter has an extra alarm and a lamp built-in, which is activated when the filter cartridges need to be changed.
- When the filter cartridges are changed these are loosened from the top - meaning from the clean side. This way, persons who change the filter avoid contact with the contaminated particles on the filter cartridges. When the filter cartridges are loosened, the doors can be opened and each cartridge can be covered with a plastic bag and removed, and then the bag can be closed tight.
- A vacuum is established in the bucket in order to avoid that the bag and the contents of the bucket will be extracted up into the filter unit.

Like the GeoFilter GFB2 this unit has an automatic, timer controlled cleaning function installed as standard. The controller is programmed from the factory, but the parameters can be adjusted, so that the filter unit is matching the exact need. It is possible to exchange the timer control unit to a differential pressure control unit, which activates the cleaning at a pre-defined pressure loss.



GeoFilter GFB2 W3 - 99,9% filtration at 0,3µm



Art. No.	Description	Filter area	Max m ³ /h
15-460W3	GeoFilter GFB2 W3 3-1	30 m ²	1.800
15-461W3	GeoFilter GFB2 W3 6-2	60 m ²	3.600
15-462W3	GeoFilter GFB2 W3 9-3	90 m ²	5.400
15-463W3	GeoFilter GFB2 W3 12-4	120 m ²	7.200
15-464W3	GeoFilter GFB2 W3 18-6	180 m ²	10.800
15-465W3	GeoFilter GFB2 W3 24-8	240 m ²	14.400
15-466W3	GeoFilter GFB2 W3 36-12	360 m ²	21.600
15-467W3	GeoFilter GFB2 W3 48-16	480 m ²	28.800

Ask for prices

GFB2 TOWER

GeoFilter GFB2 Tower is a all in one, self-cleaning cartridge filter solution, with a built-in fan on top. The GFB2 Tower is based on our popular GFB2 filter and high efficient MEF fans with B-type impellers. Complete solution, ready to connect to power and compressed air. The construction is made of robust galvanized sheet metal, easy access to filter change through the front hatch, and emptying of the bin, is swiftly done, by releasing the handle on the bin. Compressed air tank is built into the clean side of the filter, and the unit is supplied with a TIMER controller as standard. A wide selection of filter material is available, and should always be selected to match the specific process.

Differential pressure control, frequency inverter and insulation can be offered.

Airflow capacity of up to 7200 m³/h.

We normally recommend placing the filter indoor. Outdoors placing can result in condensation issues.

If the filter is placed outside, however, we suggest using a protective roof/shed to shield the filter from rain.

Filter cartridges come in a wide variety of pleated fabric, custom fitted to the specific process.

As standard, the GFB2 Tower is supplied with filter cartridge FT/11 for dust (dry air without fumes or oil mist).

See also range of available standard filter media.




Model	GFB2 Tower 6-2	GFB2 Tower 9-3	GFB2 Tower 12-4
Number of filter cartridges	6	9	12
Filter type	Standard	Standard	Standard
Filter area [m ²]	60	90	120
Number of shot valves	2	3	4
Max Airflow [m ³ /h]	3600	5400	7200
Air tank [liter]	8	12	16
Filter control w. display, Protection class	IP65	IP65	IP65
Inlet/outlet, sealing class	Class C	Class C	Class C
Collection bucket [liter]	25	25	25
Galvanized cabinet, Corrosion class	III	III	III
Order number	15-471	15-472	15-473
Fan	MEF 400-3, 4,0 kw / 5,5 kw	MEF 450-3, 5,5 kw / 7,5 kw	MEF 500-3, 7,5 kw

GFB2 Tower



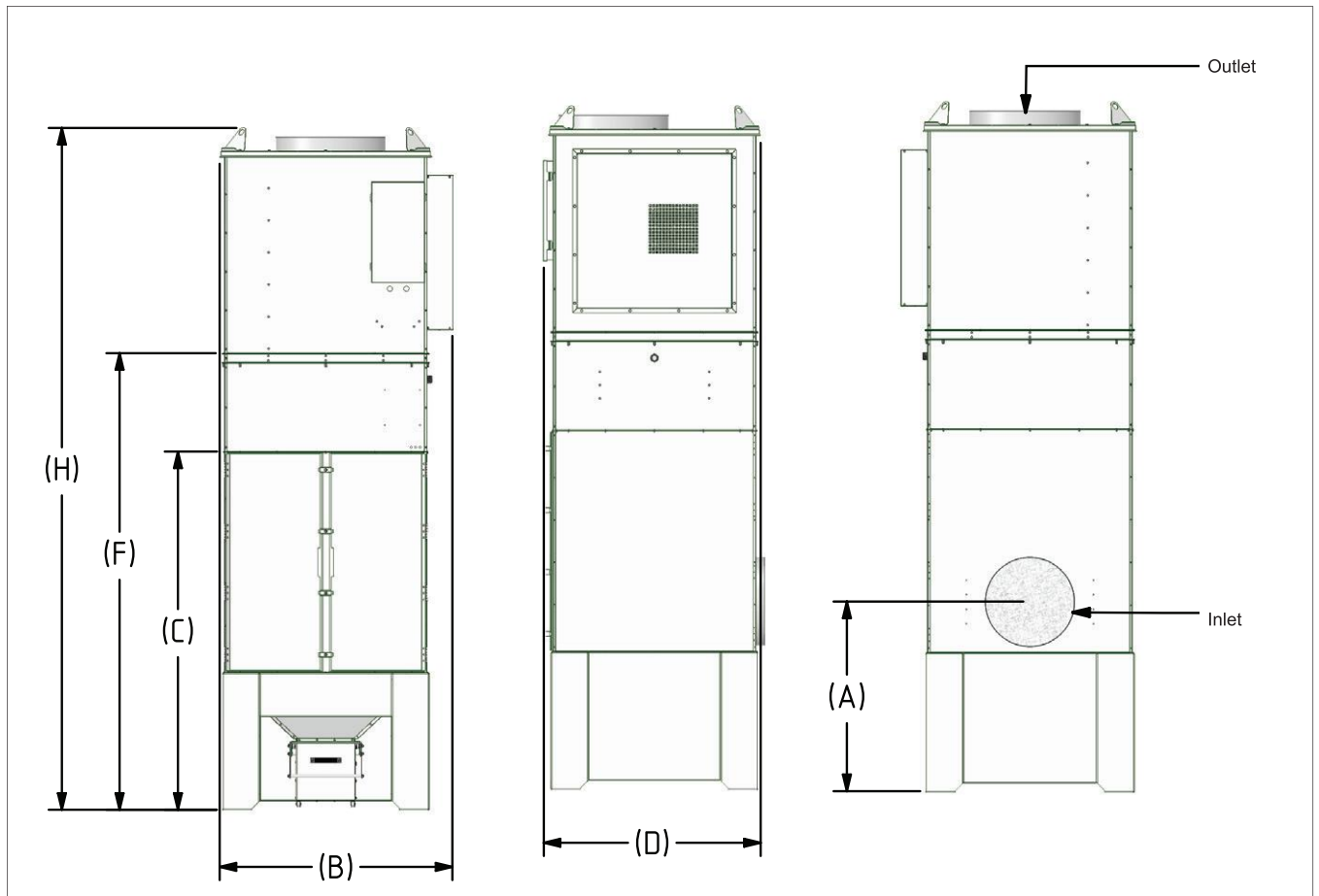
Sound insulation of GFB2 Tower



Art. No.	Description	Filter area	Max m ³ /h
15-471	GeoFilter GFB2 Tower 6-2 incl. MEF 400-3	60 m ²	3600
15-472	GeoFilter GFB2 Tower 9-3 incl. MEF 450-3	90 m ²	5400
15-473	GeoFilter GFB2 Tower 12-4 incl. MEF 500-3	120 m ²	7200

15-431A	Sound insulation of GFB2 6-2 Tower
15-432A	Sound insulation of GFB2 9-3 Tower
15-433A	Sound insulation of GFB2 12-4 Tower

Pressurised air	Air usage	Power supply	Temperature	Typical pressure drop	Sound level
3 - 6 bar clean and dry air	3,0 l/min pr. valve	24VDC or 230 VAC	-12° - +65° C	1000-1500 Pa	<68 dB(A)



Model/Dimensions [mm]	A	B	C	D	F	H	Inlet	Outlet	Weight	Cabinet
GFB2 Tower 6-2	810	985	1630	910	2080	3040	ø315np	ø400np	290 kg	Hot galvanized
GFB2 Tower 9-3	855	1060	1630	985	2080	3100	ø400np	ø500np	360 kg	Hot galvanized
GFB2 Tower 12-4	900	1230	1630	985	2080	3150	ø500np	ø500np	480 kg	Hot galvanized


Accessories for GeoFilter GFB2



Art. No.	Description
15-440	For large amounts of dust: Bucket w. wheels (54l) and extended legs on filter (new height: 2432 mm).



92-214	Timer control panel GFB2 (mounted as standard)
92-214B	Differential pressure control panel GFB2



15-430	Sound insulation of GFB2 3-1
15-431	Sound insulation of GFB2 6-2
15-432	Sound insulation of GFB2 9-3
15-433	Sound insulation of GFB2 12-4



15-434	Thermal insulation of GFB2 3-1
15-435	Thermal insulation of GFB2 6-2
15-436	Thermal insulation of GFB2 9-3
15-437	Thermal insulation of GFB2 12-4



15-490	Water separator for GFB2 filter with regulator, manometer and mounting bracket.
--------	---

Replacement cartridges for GFB, GFB2 and GFB2 W3 – Filterarea pr. cartridge: 10m²

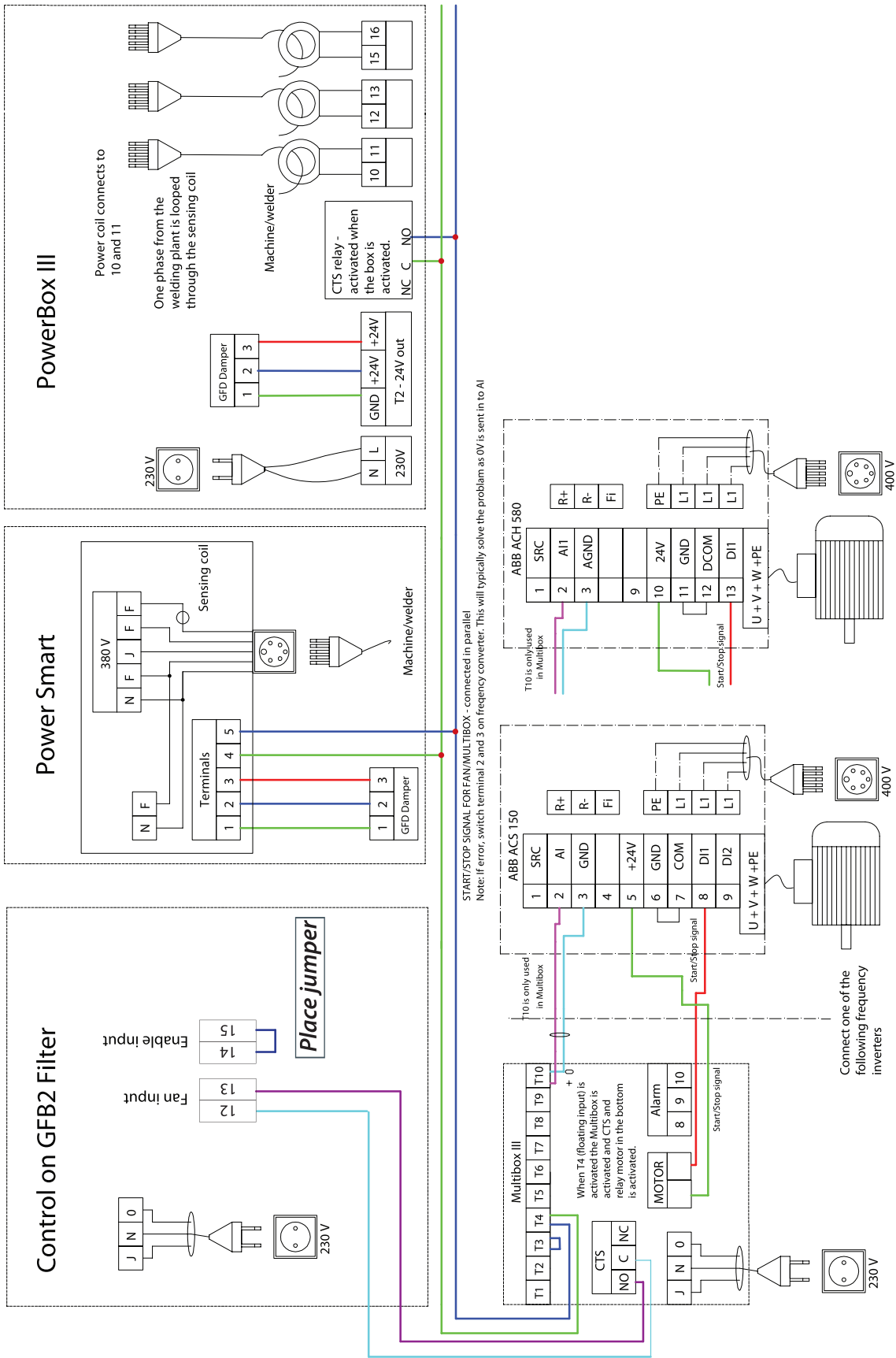


Filter cartridges are selected according to the kind of dust that needs separation. All GFB and GFB2-filters are by default fitted with cartridge FT/11 for dust filled air without smoke or oil mists.

See page 52 for selection of correct filter cartridge.

When ordering, indicate whether the unit is top- or front operated.

Art. No.	Description
15-480FL	FT/11 – 99,9% at 0,3µm (grinding dust / All-Round)
15-480AFL	FT/11 – 99,9% at 0,3µm ALUTEK (All-Round) Antistatic
15-481FL	FT/13 – 99,9% at 0,3µm (welding smoke)
15-482FL	FT/18 – 99,9% at 0,3µm (laser/plasma) PTFE (for GFB HD/GFB2 W3)
15-483FL	Filter cartridge ePTFE and ALU 10m ² antistatic Additional charge for alu-coating – pr. filter cartridge.
15-479	Pre-kote – ensures longer service life. Pr. kg. (App. 100-200 g. pr. cartridge)



Adjusting Multibox III::
 Quickguide - also see manual
 P0: Version selector - select 530 (most common)
 P1: Adjustment set point [Pa]
 P2: Min. Alarm limits [s] at too low pressure
 P3: Max. Alarm limit [s] at too high pressure
 P10: Shows current pressure.

OBS - IMPORTANT - ACS 150
 Jumper on the bottom (S1) must be switched from "I" to "U" This will change output from current to voltage.
 Remember to bridge GND and COM.

Adjusting frequency inverter:
 See manual - important parameters to adjust:
 Motordata: Typically parameter group 99
 Ramp up/down: Typically parameter group 22
 Frequency Max/Min: Typically parameter group 20 and 11

GEOFILTER GFH AND GFH PLUS

The GFH filter is an efficient solution for dust and smoke filtration. The filter has an air flow capacity of up to 15,000 m³/h and more units can be installed in parallel to expand its capacity. The filter is delivered with a cleaning system, using shots of compressed air to clean the filter cartridges from excessive dust and other particles.

As standard, it comes with a filter control unit (timer based as standard, differential pressure upon request) and an easy to move collection bucket.

The cartridges can be delivered in a wide variety of pleated fabrics dependent on the need in the specific situation.

When delivered, the GFH filter unit is ready for connection of 230V AC 50 Hz power and for compressed air. The filter unit can be delivered in 6 different sizes and capacities, and it is made of a coated hot-dip galvanized steel plate.

The filter cartridges can be supplied in a wide range of types depending on the need in the specific situation. When replacing the filter cartridge, simply open the doors at the front, loosen and turn the filter cartridge, and exchange it.

The filter should generally be installed indoors, as it eliminates potential condensation problems. If the filter is placed outdoors anyway, it should be under a roof. The filter requires a power connection of 230V AC and 3.5 to 6 bar clean and dry compressed air.



Model	GFH-6	GFH-9	GFH-12	GFH-6 PLUS	GFH-9 PLUS	GFH-12 PLUS
Number of filter cartridges	6	9	12	6	9	12
Filter type	FT/13	FT/13	FT/13	FT/13	FT/13	FT/13
Filter area [m ²]	48	72	96	94	140	190
Number of shot valves	2	3	4	2	3	4
Max Airflow [m ³ /h]	3.360	5.040	6.720	7.500	11.200	15.000
Air tank [liter]	9L	13L	17L	9L	13L	17L
Filter control w. display, Protection class	IP65	IP65	IP65	IP65	IP65	IP65
Inlet/outlet, sealing class	Class C	Class C	Class C	Class C	Class C	Class C
Collection bucket [liter]	120	120	120	120	120	120
Galvanized cabinet, Corrosion class	III	III	III	III	III	III
Order number	15-531	15-532	15-533	15-534	15-535	15-536

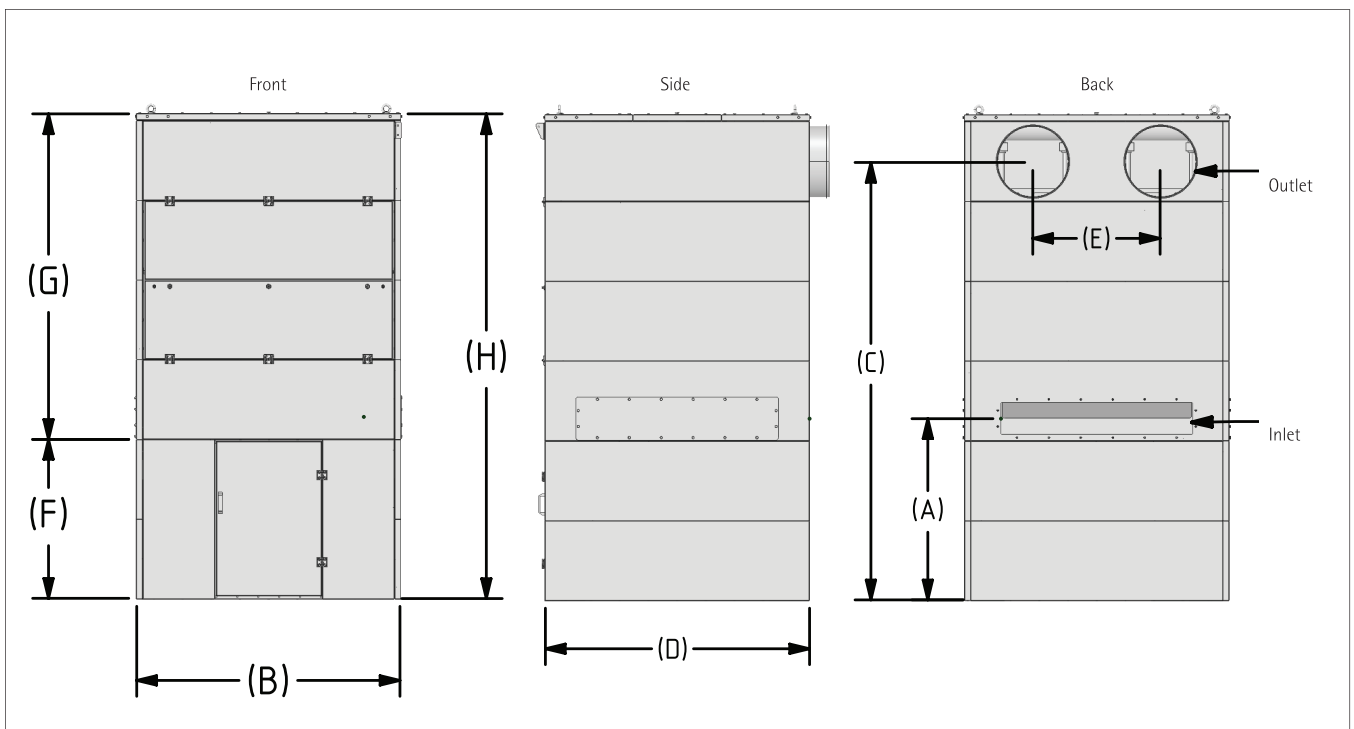
Geofilter GFH and GFH PLUS



Art. No.	Description	Max m ³ /h	Filter area
15-531	GeoFilter GFH-6	3360 m ³ /h	48 m ³
15-532	GeoFilter GFH-9	5040 m ³ /h	72 m ³
15-533	GeoFilter GFH-12	6720 m ³ /h	96 m ³
15-534	GeoFilter GFH-6 PLUS	7500 m ³ /h	94 m ³
15-535	GeoFilter GFH-9 PLUS	11200 m ³ /h	140 m ³
15-536	GeoFilter GFH-12 PLUS	15000 m ³ /h	190 m ³

Art. No.	Description
15-551	Filter cartridge FT/13 8m ² ø325 mm - GFH Serie ø325x600 mm
15-550	Filter cartridge FT/13 16m ² ø325 mm - GFH PLUS serie ø325x1200 mm
15-479	Pre-coat - ensures longer service life. Pr. kg. (App. 80-160/160-320 g. pr. cartridge)

Pressurised air	Air usage	Power supply	Temperature
3 - 6 bar clean and dry air	3,0 l/min pr. valve	24V DC or 230V AC	-12°C - +65°C



Model/Dimensions	A	B	C	D	E	F	G	H	Inlet	Outlet	Filter size	Weight	Cabinet
GFH-6	1140	850	2245	1660	*	1000	1545	2540	1200x200	1 x ø450	325x600		Hot galvanized
GFH-9	1140	1210	2245	1660	600	1000	1545	2540	1200x200	2 x ø450	325x600		Hot galvanized
GFH-12	1140	1660	2245	1660	800	1000	1545	2540	1200x200	2 x ø450	325x600		Hot galvanized
GFH-6 Plus	1140	850	2750	1660	*	1000	2045	3045	1200x200	1 x ø450	325x1200		Hot galvanized
GFH-9 Plus	1140	1210	2750	1660	600	1000	2045	3045	1200x200	2 x ø450	325x1200	550 kg	Hot galvanized
GFH-12 Plus	1140	1660	2750	1660	800	1000	2045	3045	1200x200	2 x ø450	325x1200	640 kg	Hot galvanized

We recommend a minimum of 500 mm clearance above the filter. * There is only one outlet.

GeoFilter GFX2 – ATEX filter for zone 20, 21 and 22



Art. No.	Description	Filter areal	Max m ³ /h
16-450	GeoFilter GFX2-3-1	30 m ²	1800
16-451	GeoFilter GFX2-6-2	60 m ²	3600
16-452	GeoFilter GFX2-9-3	90 m ²	5400
16-453	GeoFilter GFX2-12-4	120 m ²	7200

Geovent GFX2 filter is used for ATEX processes with explosive dust, making it suitable for dust applications such as aluminum dust, magnesium, flour and more in zone 20, 21 and 22. The filter is 99,9% efficient at 0,3 µm, and is cleaned automatically by using shot valves with compressed air.

The filter is galvanized and is supplied with a 25 l collection bucket.

A GFX2 filter is supplied complete with ATEX control, explosion membrane, spark proof filter cartridges, ATEX shot valves and full ATEX documentation. KST and Pmax values stated at order.

Compressed air	Air consumption	Power supply	Temperature	Typical pressure drop	Sound level	Prtection class
3 - 6 bar clean and dry air*	3,0 liter/min per valve	24V DC or 230 V AC	-12°C - +65°C	1.000-1.500 Pa	<68 dB(A)	Class C

*Depending on the processes

HVUX – High vacuum units for ATEX-applications



GEOVENT high vacuum units (HVU and HVU Lite), are available in ATEX versions for use with dust applications. HVUX and HVUX Lite are designed for a dust filled atmosphere classified as zone 21 or 22.

HVUX og HVUX Lite are tailored to suit your needs. They are available with for example ATEX side channel blower, explosion membrane, police filer (extra protection in case of leak in the primary filter) and customized control with several alarm options.

We have a range of different emptying systems available for ATEX filters and for our standard filters. Contact us for more information.

Explosion retention valve



Pressure tested to 2.2 bar and approved according to 2014/34/EU (kst. 200 bar/ms). Can be added to new and existing installations. If an explosion occurs, the damper closes automatically, due to the damper plate weight. Strong steel construction and painted in RAL 5010 (blue). Other RAL colors available upon request.

Art. No.	Description
16-596	Explosion retention valve ø100 mm ST1
16-597	Explosion retention valve ø100 mm ST2
16-598	Explosion retention valve ø125 mm ST1
16-599	Explosion retention valve ø125 mm ST2
16-601	Explosion retention valve ø200 mm ST1
16-602	Explosion retention valve ø250 mm ST1
16-603	Explosion retention valve ø300 mm ST1
16-604	Explosion retention valve ø350 mm ST1
16-605	Explosion retention valve ø400 mm ST1
16-606	Explosion retention valve ø450 mm ST1
16-607	Explosion retention valve ø500 mm ST1
16-608	Explosion retention valve ø550 mm ST1
16-609	Explosion retention valve ø600 mm ST1